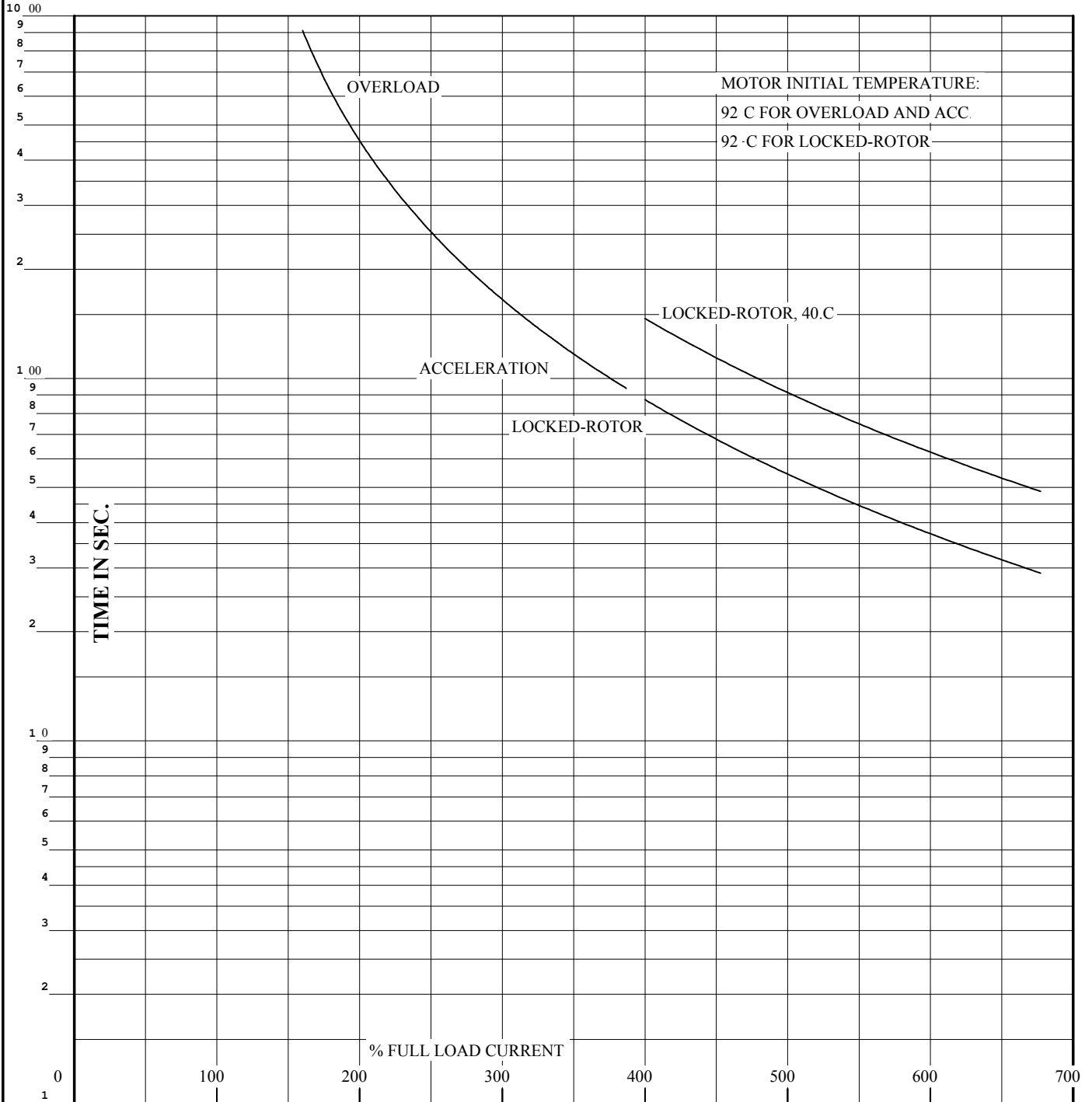


REL. S.O.
 FRAME 404T
 HP 60
 TYPE P
 PHASE/HERTZ 3/60

RPM 1185
 VOLTS 575
 AMPS 55.2
 DUTY CONT
 AMB °C/INSUL 40/F

S.F. 1.15
 NEMA DESIGN B
 CODE LETTER G
 ENCLOSURE TEFC
 E/S 595763

ROTOR 418142-71EE
 TEST S.O. TYPICAL DATA
 TEST DATE ---
 STATOR RES. @ 25 °C .171
 OHMS (BETWEEN LINES)



THERMAL LIMIT CURVE


REMARKS: XE MOTOR-NEMA NOM. EFF. 95.0 %
 GUARANTEED MIN. EFF. 94.1%

AMPERES SHOWN FOR 575 VOLT CONNECTION, IF OTHER VOLTAGE CONNECTIONS ARE AVAILABLE, THE AMPERES WILL VARY INVERSELY WITH THE RATED VOLTAGE.



DR. BY R.K. BRIDGES
 CK. BY G.R. WEBB
 APP. BY W.L. SMITH
 DATE 11/04/13

A-C MOTOR PERFORMANCE CURVES
A40WG0486-R001
 ISSUE DATE 11/04/13

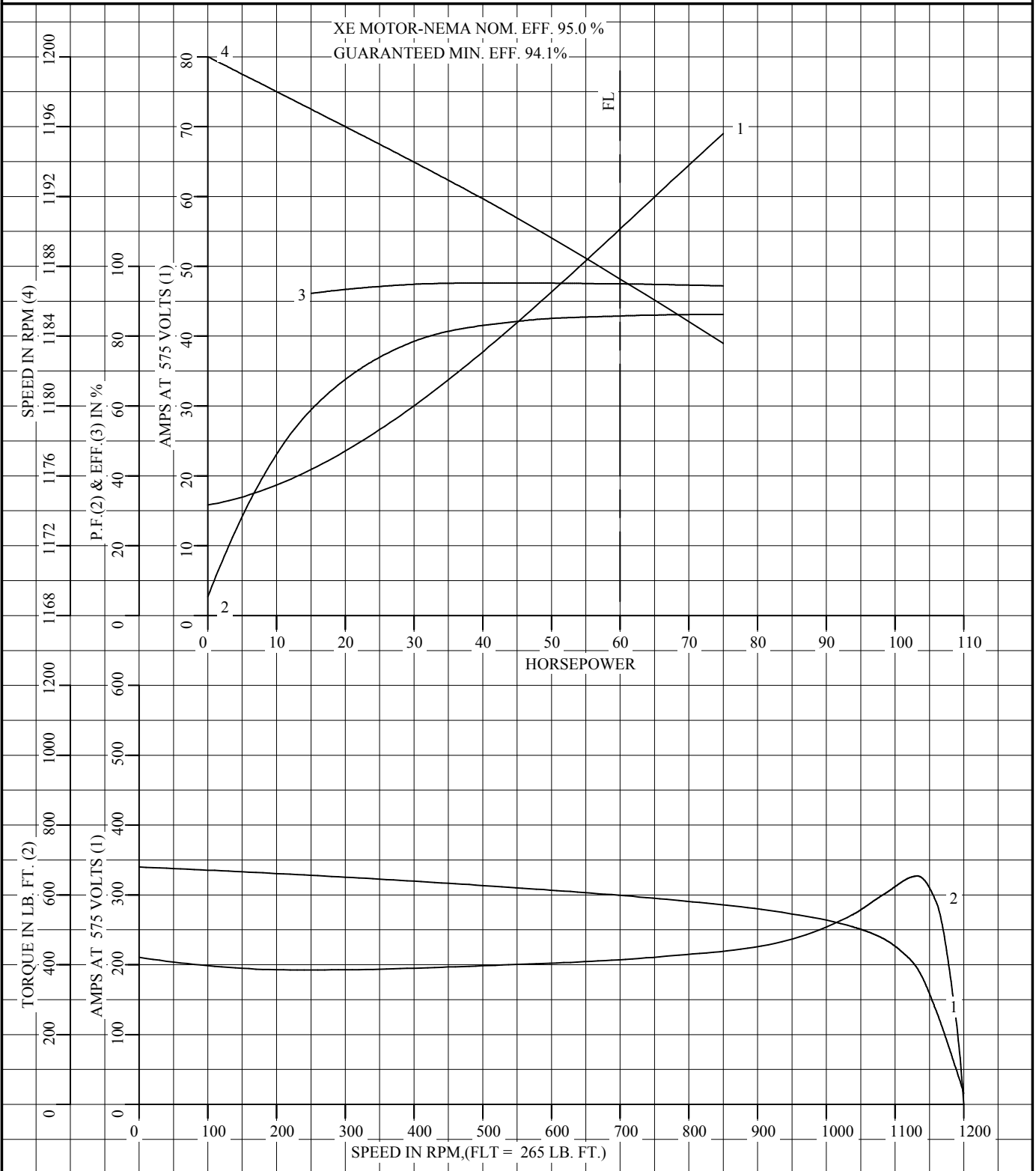
REL. S.O.	FRAME	HP	TYPE	PHASE/ HERTZ	RPM	VOLTS
	404T	60	P	3/60	1185	575
AMPS	DUTY	AMB °C/ INSUL.	S.F.	NEMA DESIGN	CODE LETTER	ENCL.
55.2	CONT	40/F	1.15	B	G	TEFC
E/S	ROTOR	TEST S.O.	TEST DATE	STATOR RES. @25 °C OHMS (BETWEEN LINES)		
595763	418142-71EE	---	---	.171		
PERFORMANCE						
LOAD	HP	AMPERES	RPM	% POWER FACTOR	% EFFICIENCY	
NO LOAD	0	15.9	1200	5.37	0	
1/4	15.0	20.7	1197	58.9	92.3	
2/4	30.0	30.2	1194	78.5	94.8	
3/4	45.0	42.0	1191	84.2	95.2	
4/4	60.0	55.2	1187	85.8	95.0	
5/4	75.0	69.0	1184	86.2	94.4	
SPEED TORQUE						
		RPM	TORQUE % FULL LOAD	TORQUE LB.-FT.	AMPERES	
LOCKED ROTOR		0	159	421	340	
PULL UP		240	145	385	329	
BREAKDOWN		1133	247	654	194	
FULL LOAD		1187	100	265	55.2	
<p>AMPERES SHOWN FOR 575. VOLT CONNECTION. IF OTHER VOLTAGE CONNECTIONS ARE AVAILABLE, THE AMPERES WILL VARY INVERSELY WITH THE RATED VOLTAGE</p> <p>REMARKS: TYPICAL DATA XE MOTOR-NEMA NOM. EFF. 95.0 % GUARANTEED MIN. EFF. 94.1%</p>						
			DR. BY <u>R.K. BRIDGES</u> CK. BY <u>G.R. WEBB</u> APP. BY <u>W.L. SMITH</u> DATE <u>11/04/13</u>		A-C MOTOR PERFORMANCE A40WG0486-R001 DATA ISSUE DATE 11/04/13	

REL S.O.
 FRAME 404T
 HP 60
 TYPE P
 PHASE/HERTZ 3/60

RPM 1185
 VOLTS 575
 AMPS 55.2
 DUTY CONT
 AMB °C/INSUL 40/F

S.F. 1.15
 NEMA DESIGN B
 CODE LETTER G
 ENCLOSURE TEFC
 E/S 595763

ROTOR 418142-71EE
 TEST S.O. TYPICAL DATA
 TEST DATE ---
 STATOR RES. @ 25 °C .171
 OHMS (BETWEEN LINES)



AMPERES SHOWN FOR 575 VOLT CONNECTION, IF OTHER VOLTAGE CONNECTIONS ARE AVAILABLE, THE AMPERES WILL VARY INVERSELY WITH THE RATED VOLTAGE.



DR. BY R.K. BRIDGES
 CK. BY G.R. WEBB
 APP. BY W.L. SMITH
 DATE 11/04/13

A-C MOTOR PERFORMANCE CURVES
 A40WG0486-R001
 ISSUE DATE 11/04/13