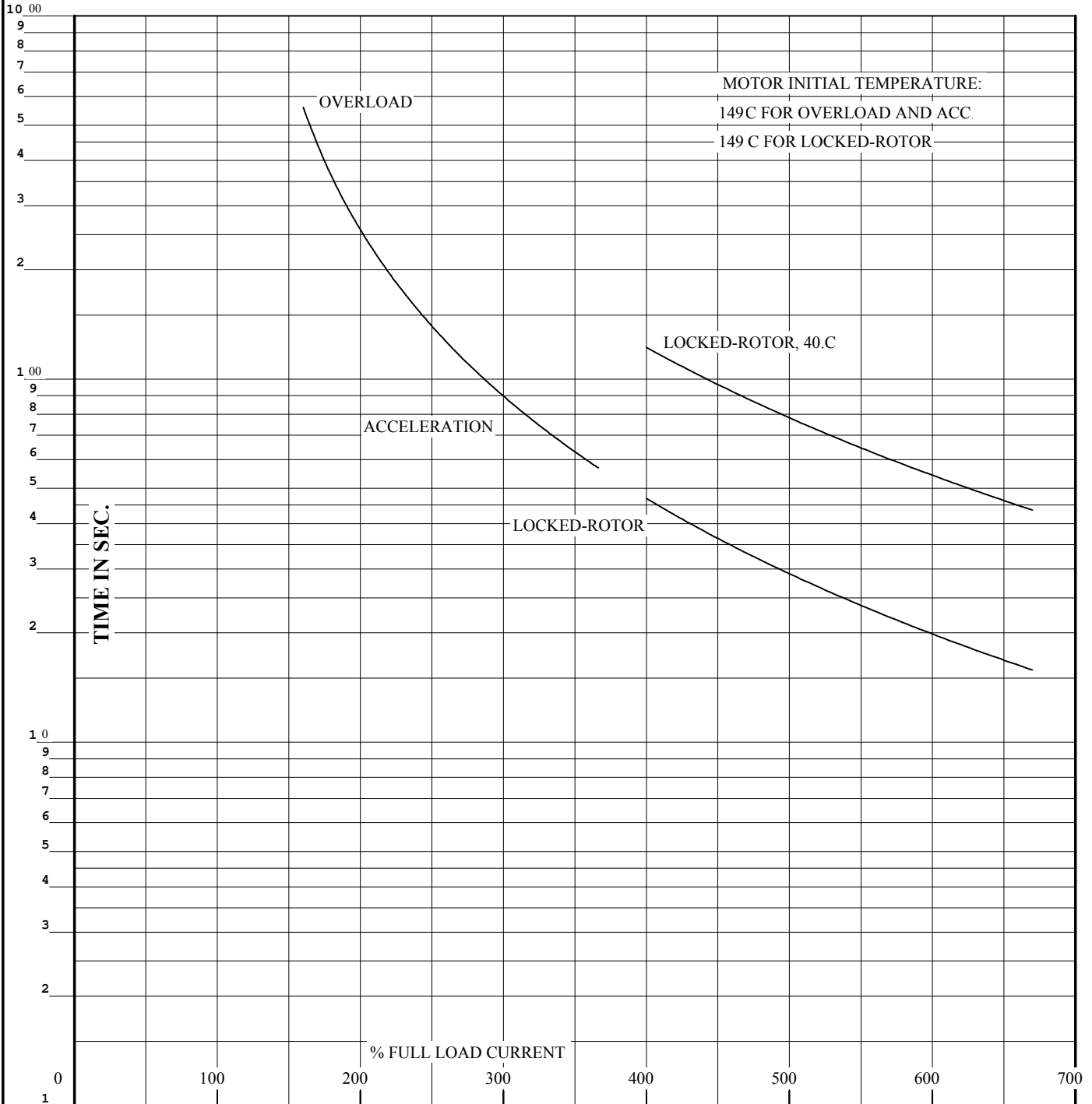


REL. S.O.  
 FRAME 445T  
 HP 100  
 TYPE P  
 PHASE/HERTZ 3/60

RPM 890  
 VOLTS 460  
 AMPS 133  
 DUTY CONT  
 AMB °C/INSUL 40/F

S.F. 1.25  
 NEMA DESIGN A  
 CODE LETTER H  
 ENCLOSURE TEFC  
 E/S -

ROTOR 4181430103BE  
 TEST S.O. CALCULATED DATA  
 TEST DATE ---  
 STATOR RES. @ 25 °C .0395  
 OHMS (BETWEEN LINES)



THERMAL LIMIT CURVE


REMARKS: XE MOTOR - NEMA NOM EFF 93.6 PCT.

AMPERES SHOWN FOR 460 VOLT CONNECTION, IF OTHER VOLTAGE CONNECTIONS ARE AVAILABLE, THE AMPERES WILL VARY INVERSELY WITH THE RATED VOLTAGE.



DR. BY CD  
 CK. BY T. KELATI  
 APP. BY T. KELATI  
 DATE 07/15/2015

**A-C MOTOR PERFORMANCE CURVES**  
 A44WG5226-R001  
 ISSUE DATE 07/15/2015

REL. S.O.	FRAME	HP	TYPE	PHASE/ HERTZ	RPM	VOLTS
	445T	100	P	3/60	890	460
AMPS	DUTY	AMB °C/ INSUL.	S.F.	NEMA DESIGN	CODE LETTER	ENCL.
133	CONT	40/F	1.25	A	H	TEFC
E/S	ROTOR	TEST S.O.	TEST DATE	STATOR RES. @25 °C OHMS (BETWEEN LINES)		
-	4181430103BE	---	---	.0395		
<b>PERFORMANCE</b>						
LOAD	HP	AMPERES	RPM	% POWER FACTOR	% EFFICIENCY	
NO LOAD	0	63.5	900	4.82	0	
1/4	25.0	72.1	897	37.0	87.8	
2/4	50.1	87.9	895	57.6	92.5	
3/4	74.9	109	892	68.8	93.7	
4/4	100	133	889	75.0	93.8	
5/4	125	159	886	78.6	93.6	
<b>SPEED TORQUE</b>						
		RPM	TORQUE % FULL LOAD	TORQUE LB.-FT.	AMPERES	
LOCKED ROTOR		0	250	1478	810	
PULL UP		435	187	1105	640	
BREAKDOWN		847	251	1485	408	
FULL LOAD		889	100	591	133	
<p>AMPERES SHOWN FOR 460. VOLT CONNECTION. IF OTHER VOLTAGE CONNECTIONS ARE AVAILABLE, THE AMPERES WILL VARY INVERSELY WITH THE RATED VOLTAGE</p> <p>REMARKS: CALCULATED DATA XE MOTOR - NEMA NOM EFF 93.6 PCT.</p>						
		DR. BY	CD			
		CK. BY	T. KELATI			
		APP. BY	T. KELATI			
		DATE	07/15/2015			
			<b>A-C MOTOR PERFORMANCE DATA</b>			
			<b>A44WG5226-R001</b> ISSUE DATE 07/15/20			

REL S.O.

FRAME 445T

HP 100

TYPE P

PHASE/HERTZ 3/60

RPM 890

VOLTS 460

AMPS 133

DUTY CONT

AMB °C/INSUL 40/F

S.F. 1.25

NEMA DESIGN A

CODE LETTER H

ENCLOSURE TEFC

E/S -

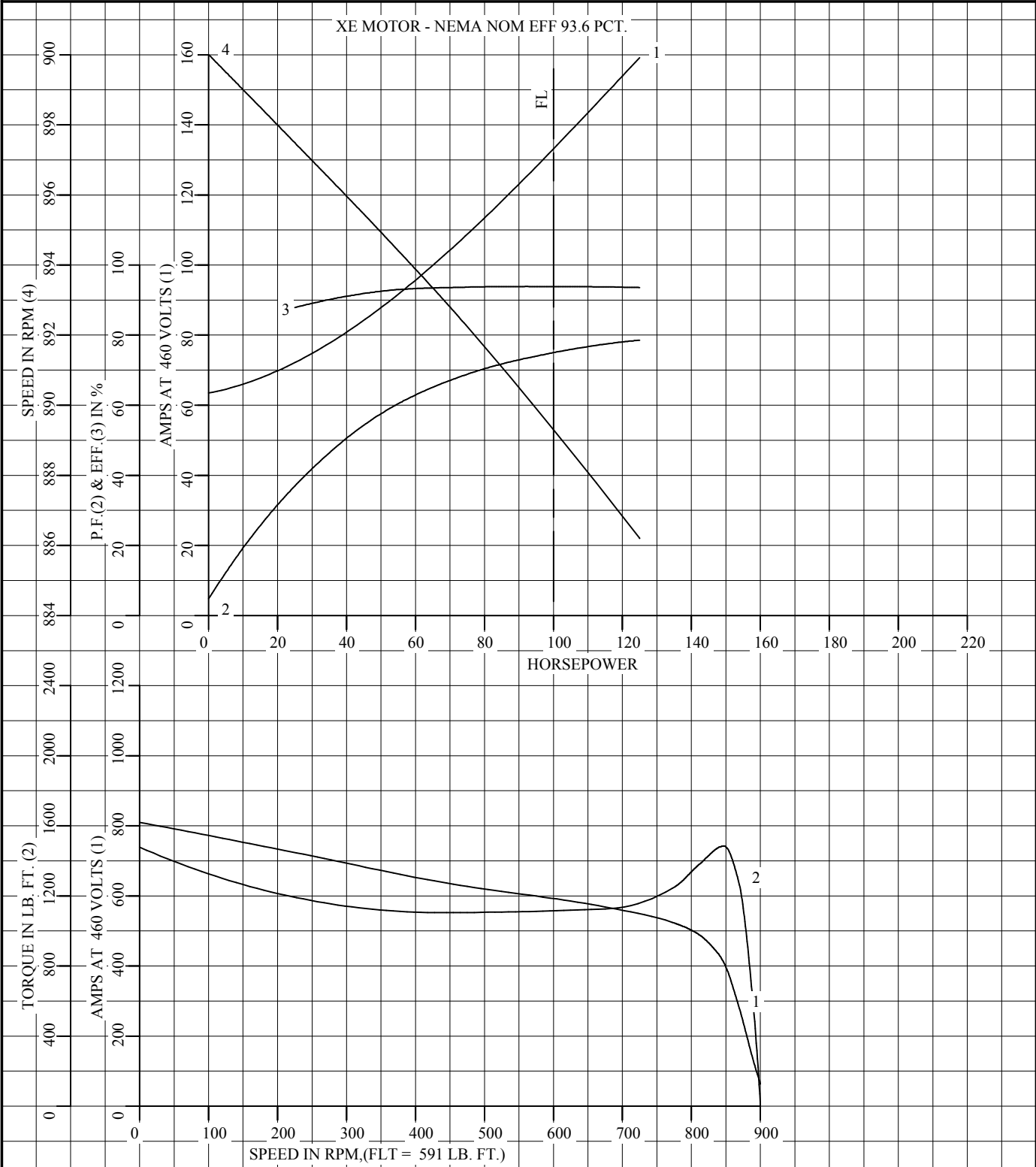
ROTOR 4181430103BE

TEST S.O. CALCULATED DATA

TEST DATE ---

STATOR RES. @ 25 °C .0395

OHMS (BETWEEN LINES)



AMPERES SHOWN FOR 460 VOLT CONNECTION, IF OTHER VOLTAGE CONNECTIONS ARE AVAILABLE, THE AMPERES WILL VARY INVERSELY WITH THE RATED VOLTAGE.



DR. BY CD  
 CK. BY T. KELATI  
 APP. BY T. KELATI  
 DATE 07/15/2015

**A-C MOTOR PERFORMANCE CURVES**  
 A44WG5226-R001  
 ISSUE DATE 07/15/2015