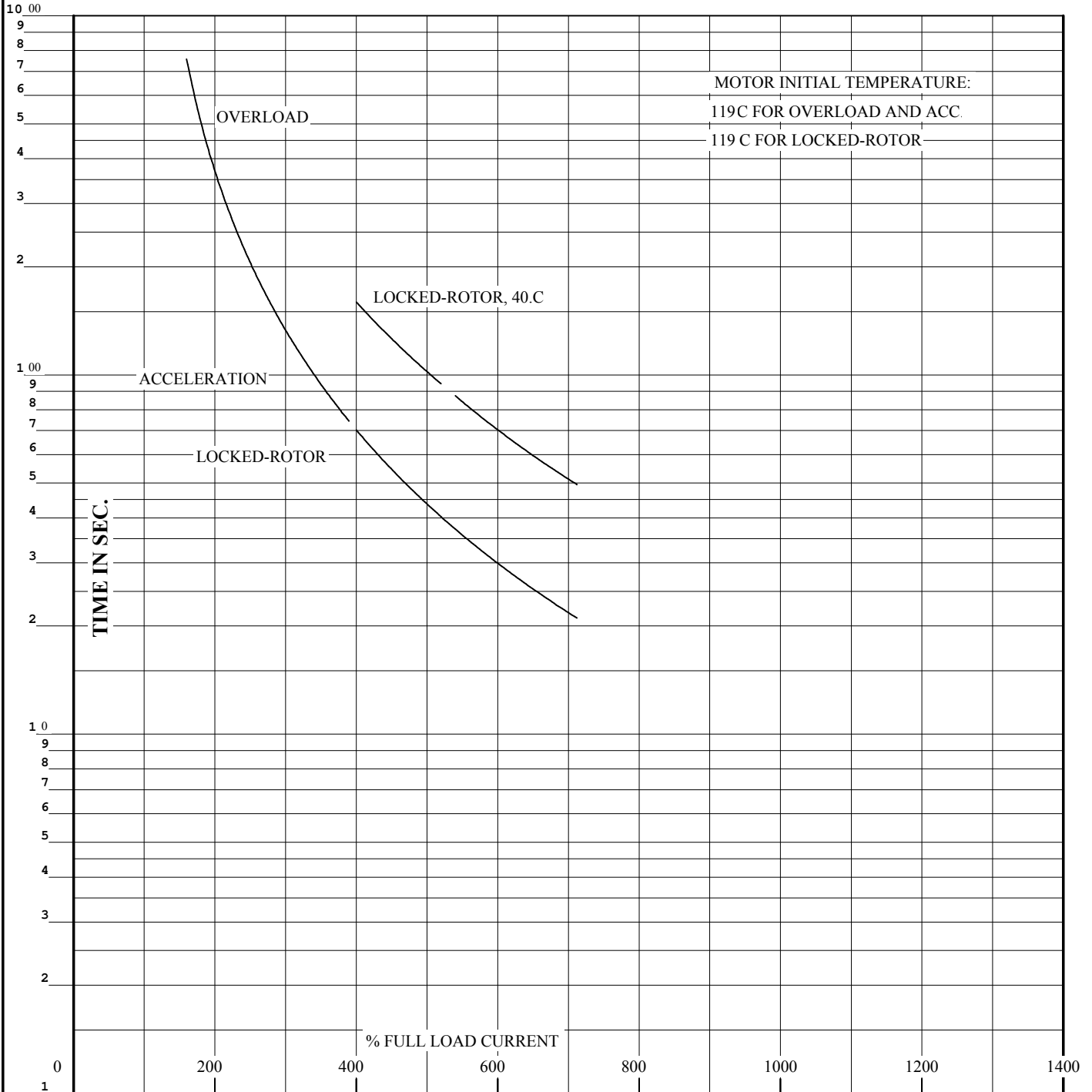


REL. S.O.
 FRAME 405T
 HP 100
 TYPE P
 PHASE/HERTZ 3/60

RPM 1785
 VOLTS 460
 AMPS 112
 DUTY CONT
 AMB °C/INSUL 40/F

S.F. 1.15
 NEMA DESIGN B
 CODE LETTER G
 ENCLOSURE TEFC
 E/S 596909

ROTOR 418142-33-RE
 TEST S.O. TYPICAL DATA
 TEST DATE ---
 STATOR RES. @ 25 °C .0492
 OHMS (BETWEEN LINES)



THERMAL LIMIT CURVE


REMARKS: XE MOTOR-DATA-NEMA NOM. EFF. 95.4 PCT
 GURANTEED MIN EFF. 95.0 PCT

AMPERES SHOWN FOR 460 VOLT CONNECTION, IF OTHER VOLTAGE CONNECTIONS ARE AVAILABLE, THE AMPERES WILL VARY INVERSELY WITH THE RATED VOLTAGE.



DR. BY J.J.HARRISON
 CK. BY W.L.SMITH
 APP. BY W.L.SMITH
 DATE 02/05/09

A-C MOTOR PERFORMANCE CURVES
 A40WG0028-R001
 ISSUE DATE 03/04/2014

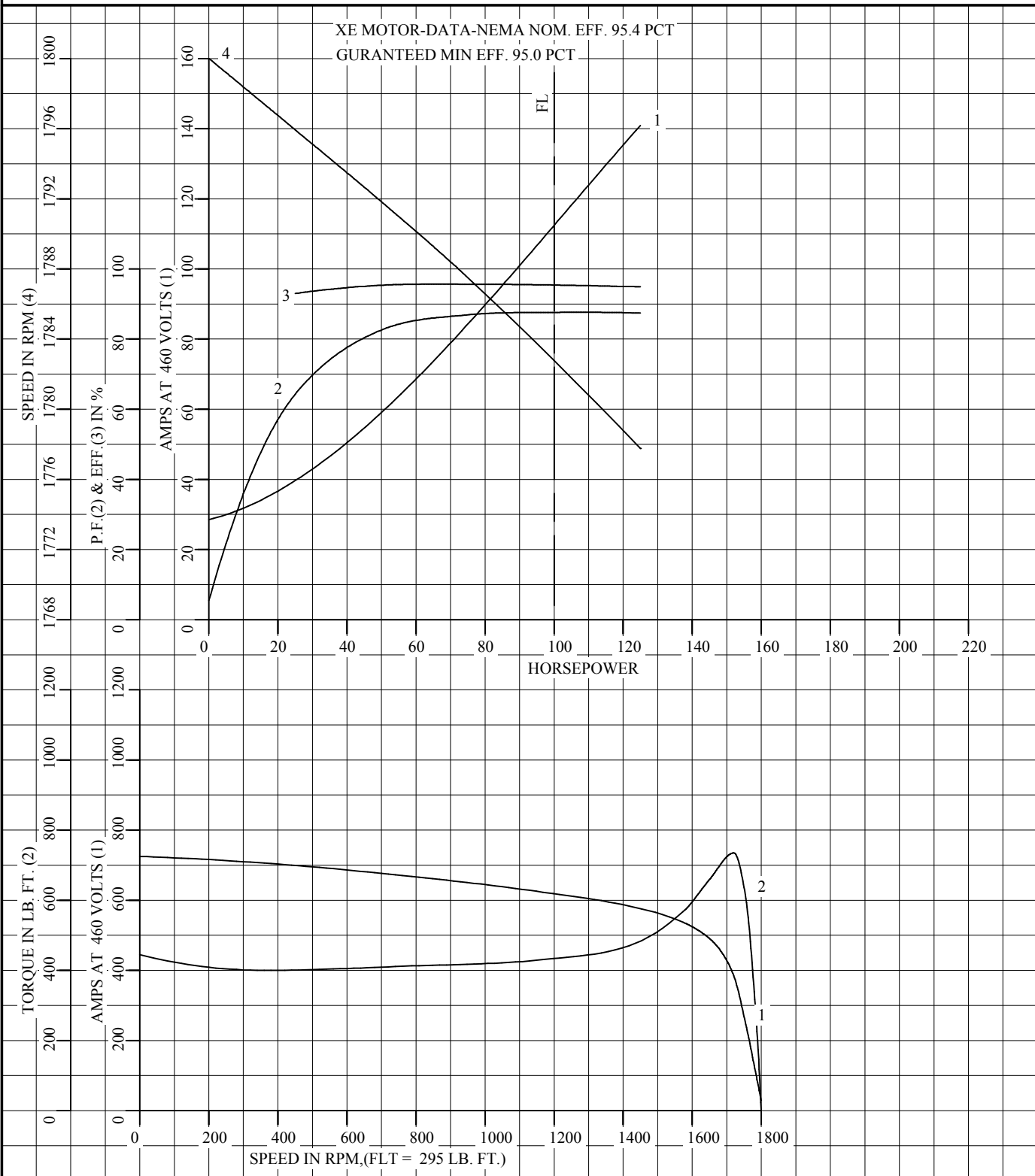
REL. S.O.	FRAME	HP	TYPE	PHASE/ HERTZ	RPM	VOLTS		
	405T	100	P	3/60	1785	460		
AMPS	DUTY	AMB °C/ INSUL.	S.F.	NEMA DESIGN	CODE LETTER	ENCL.		
112	CONT	40/F	1.15	B	G	TEFC		
E/S	ROTOR	TEST S.O.	TEST DATE	STATOR RES. @25 °C OHMS (BETWEEN LINES)				
596909	418142-33-RE	---	---	.0492				
PERFORMANCE								
LOAD	HP	AMPERES	RPM	% POWER FACTOR	% EFFICIENCY			
NO LOAD	0	28.7	1800	5.48	0			
1/4	25.0	39.2	1796	64.3	93.0			
2/4	50.0	59.4	1792	82.6	95.4			
3/4	75.0	84.4	1788	86.9	95.7			
4/4	100	112	1783	87.6	95.4			
5/4	125	141	1778	87.4	94.9			
SPEED TORQUE								
		RPM	TORQUE % FULL LOAD	TORQUE LB.-FT.	AMPERES			
LOCKED ROTOR		0	151	445	725			
PULL UP		360	136	400	706			
BREAKDOWN		1721	250	735	382			
FULL LOAD		1783	100	295	112			
<p>AMPERES SHOWN FOR 460. VOLT CONNECTION. IF OTHER VOLTAGE CONNECTIONS ARE AVAILABLE, THE AMPERES WILL VARY INVERSELY WITH THE RATED VOLTAGE</p> <p>REMARKS: TYPICAL DATA XE MOTOR-DATA-NEMA NOM. EFF. 95.4 PCT GURANTEED MIN EFF. 95.0 PCT</p>								
		DR. BY	J. J. HARRISON		A-C MOTOR PERFORMANCE A40WG0028-R001 DATA			
		CK. BY	W. L. SMITH				ISSUE DATE	03/04/20
		APP. BY	W. L. SMITH					
		DATE	02/05/09					

REL S.O.
 FRAME 405T
 HP 100
 TYPE P
 PHASE/HERTZ 3/60

RPM 1785
 VOLTS 460
 AMPS 112
 DUTY CONT
 AMB °C/INSUL 40/F

S.F. 1.15
 NEMA DESIGN B
 CODE LETTER G
 ENCLOSURE TEFC
 E/S 596909

ROTOR 418142-33-RE
 TEST S.O. TYPICAL DATA
 TEST DATE ---
 STATOR RES. @ 25 °C .0492
 OHMS (BETWEEN LINES)



AMPERES SHOWN FOR 460 VOLT CONNECTION, IF OTHER VOLTAGE CONNECTIONS ARE AVAILABLE, THE AMPERES WILL VARY INVERSELY WITH THE RATED VOLTAGE.



DR. BY J.J.HARRISON
 CK. BY W.L.SMITH
 APP. BY W.L.SMITH
 DATE 02/05/09

A-C MOTOR PERFORMANCE CURVES
 A40WG0028-R001
 ISSUE DATE 03/04/2014