



AC Induction Motor Performance Data

Record # 36476

Typical performance - not guaranteed values

Winding: 06WGW969	Type: 0630M	Enclosure: TEBC
--------------------------	--------------------	------------------------

Nameplate Data				General Characteristics at 460 V, 60 Hz: High Volt Connection	
Rated Output (HP)	1.5			Full Load Torque	6.77 LB-FT
Volts	230/460			Start Configuration	DOL
Full Load Amps	5/2.5			Break Down Torque	24 LB-FT
R.P.M.	1170			Pull-Up Torque	12.5 LB-FT
Hz	60	Phase	3	Locked-rotor Torque	15.8 LB-FT
NEMA Design Code	B	KVA Code	K	Starting Current	16.2 Amps
Service Factor	1			No-load Current	1.63 Amps
NEMA Nom. Eff.	87.5	P.F.	65	Line-line Res. @ 25°C.	7 Ohms
Rating - Duty	40C AMB-CONT			Temp. Rise @ Rated Load	26°C
S.F. Amps				Temp. Rise @ S.F. Load	

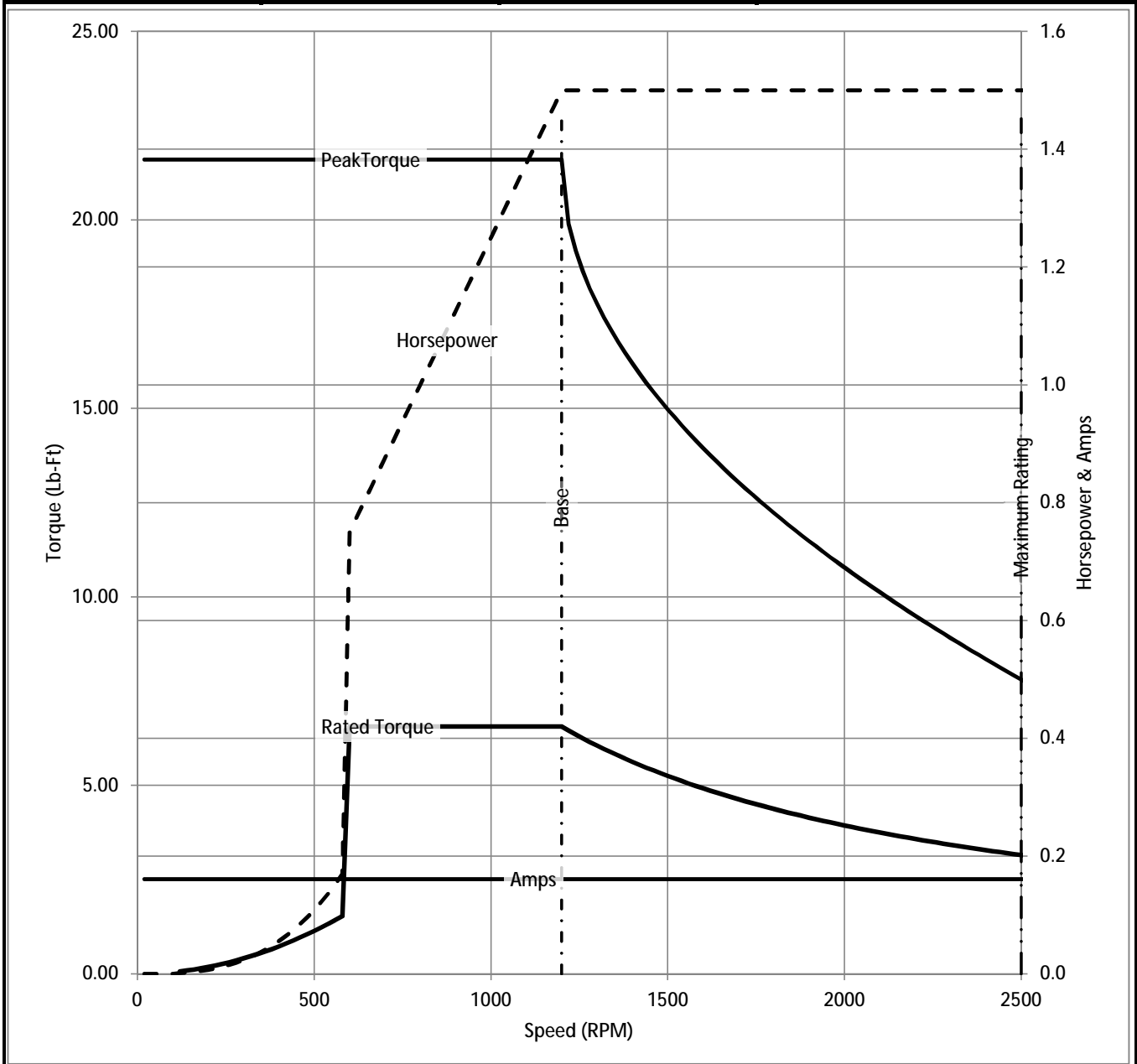
Load Characteristics at 460 Volts, 60 Hz, 1.5 HP

% of Rated Load	25	50	75	100	125	150	S.F.
Power Factor	27	44	56	64	69	73	
Efficiency	76.3	84.8	86.9	87.6	87.1	85.9	
Speed	1194	1187	1179	1172	1163	1153	
Line Amperes	1.7	1.9	2.18	2.51	2.92	3.38	

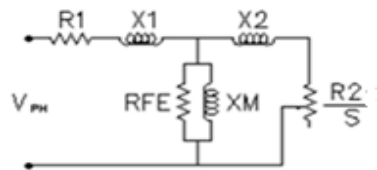
Baldor Electric Company Fort Smith, Arkansas


BALDOR • RELIANCE®

Catalog	IDM3667T	NP VOLTS	230/460	ENCLOSURE	TEBC	WYE CONN EQ CKT OHMS PER PHASE (BASE RATING, 20C)			
FRAME	182TC	NP AMPS	5/2.5	Base Volts	460	R1	3.440	X1	13.264
HP	1.5 HP	DUTY	Cont	Base AMPS	2.51	R2	2.900	X2	12.543
BASE SPEED	1200	MAX SAFE RPM	2500	Slip Hz	1.40			XM	160.737
PHASE/HZ	3/60	AMB ⁰ C/INSUL	40/H	WK ² (lb-ft ²)	0.282				



Remarks: Calculated Data



 A MEMBER OF THE ABB GROUP	DR BY	<u>ENR</u>	A-C MOTOR PERFORMANCE CURVES	06F552W969G1
	CK BY			
	APP BY	<u>ENR</u>	ISSUE DATE	2/27/2013
	DATE	2/27/2013		