
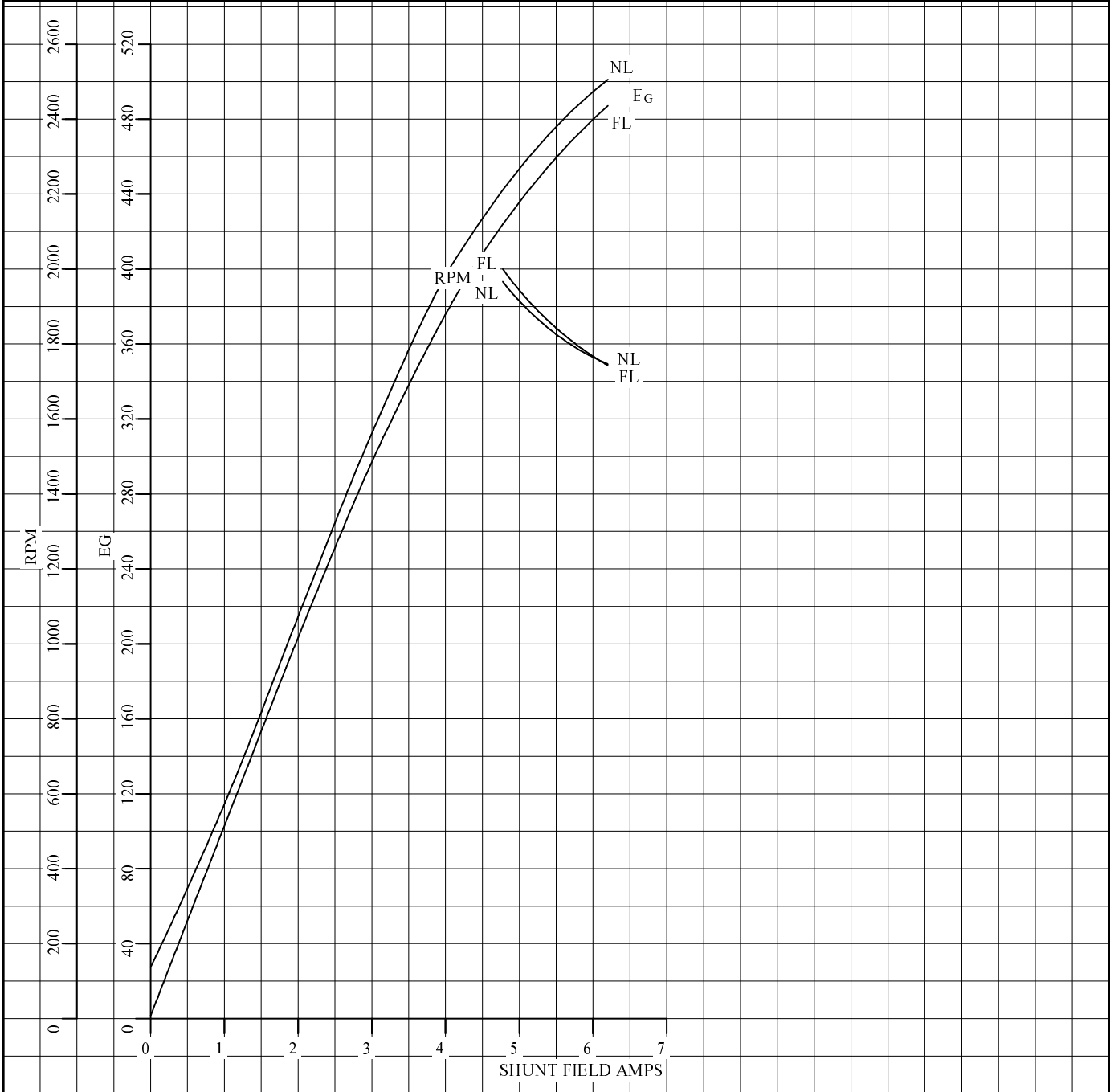


| | | | | | | |
|---|----------------|--|----------------------|--|---------------|-------------|
| REL S.O. | FRAME | RATING | RPM | ARM. VOLTS | ARM. AMPS | |
| | 506 | 300HP | 1750 | 500 | 478 | |
| WINDING TYPE | | S.F. | ENCL. | AMB °C/INSUL | DUTY | FIELD VOLTS |
| STRAIGHT SHUNT | | 1.0 | DPFV | 40/F | CONT | 300 |
| POWER CODE | TYPE | WK ² (LB-FT ²) | HOT ARM.CIR.RES. | FLD. AMPS@25 °C | HOT FIELD RES | |
| C | TR | 93.43 | .0267 | 9.07 | 48.3 | |
| ARM. CIR. IND. (mh) | FIELD IND. (H) | COOLING AIR(CFM/IN H ² O) | | URNS PER COIL SHUNT/SERIES | TEST DATE | |
| .908 | 32.3 | 1120/1.58 | | 1000/.00000 | - | |
| LOAD PERFORMANCE | | | | | | |
| LOAD | AMPERES | TORQUE IN LB.-FT. | OUTPUT IN HP | RPM | % EFFICIENCY | |
| NO LOAD | 6.7 | 0 | 0 | 1743 | 0 | |
| 1/4 | 120 | 225 | 74.4 | 1739 | 89.0 | |
| 2/4 | 239 | 460 | 152 | 1739 | 92.9 | |
| 3/4 | 359 | 689 | 228 | 1741 | 93.7 | |
| 4/4 | 478 | 912 | 303 | 1745 | 93.6 | |
| O.L. | 717 | 1320 | 448 | 1781 | 92.5 | |
| RPM VS. FIELD AMPS | | | | | | |
| FIELD AMPS | RPM N.L. | RPM F.L. | Eg N.L. @ BASE SPEED | Eg F.L. @ BASE SPEED | | |
| 6.20 | 1742 | 1744 | 501 | 487 | | |
| 5.84 | 1780 | 1788 | 491 | 474 | | |
| 5.48 | 1827 | 1844 | 479 | 460 | | |
| 5.13 | 1888 | 1913 | 463 | 443 | | |
| 4.77 | 1965 | 2000 | 445 | 424 | | |
| REMARKS: TYPICAL DATA | | | | | | |
|  | | DR. BY E.H. GILLOT | | D-C MOTOR DK0125A PERFORMANCE DATA ISSUE DATE 08-11-2009 | | |
| | | CK. BY R.ERLACHER APP. BY R.ERLACHER DATE 08-11-2009 | | | | |

| | | | | | | | | | |
|--|---------------|----------------------------------|--------------------------|-----------------------------|--------------------------------|-------------------|--|-----------------|----------------|
| REL S.O. | | FRAME 506 | RATING 300HP | BASE SPEED 1750 | WINDING TYPE STRAIGHT SHUNT | | | | |
| S.F. 1.0 | ENCL. DPFV | AMB ^o C/INSUL 40/F | DUTY CONT | POWER CODE/FORM FACTOR C | | TYPE TR | WK ² (LB-FT ²) 93.43 | | |
| COOLING AIR (CFM/IN H ² O) 1120/1.58 | | \bar{J} (sec) .589 | \bar{R} (hot) .0309 | T_E .0289 | T_M .0182 | BASIC RPM 1950 | MAX CONT RPM 2000 | WINDER RPM - | MAX. SAFE - |
| WINDING | VOLTS | RESISTANCE | | CURRENT | | INDUCTANCE | TURNS PER COIL | | |
| | | 25 ^o C | HOT | 25 ^o C | HOT | | | | |
| ARM CIRCUIT | 500 | .0190 | .0267 | - | 478 | .909 mH | - | | |
| SERIES S1-S2 | - | - | - | - | - | - | - | | |
| SHUNT F1-F2 | 300 | 33.1 | 48.4 | 9.07 | 6.20 | 32.3 H | 1000 | | |



REMARKS: TYPICAL DATA

CURVES VALID FOR NAMEPLATE SPEED RANGE ONLY



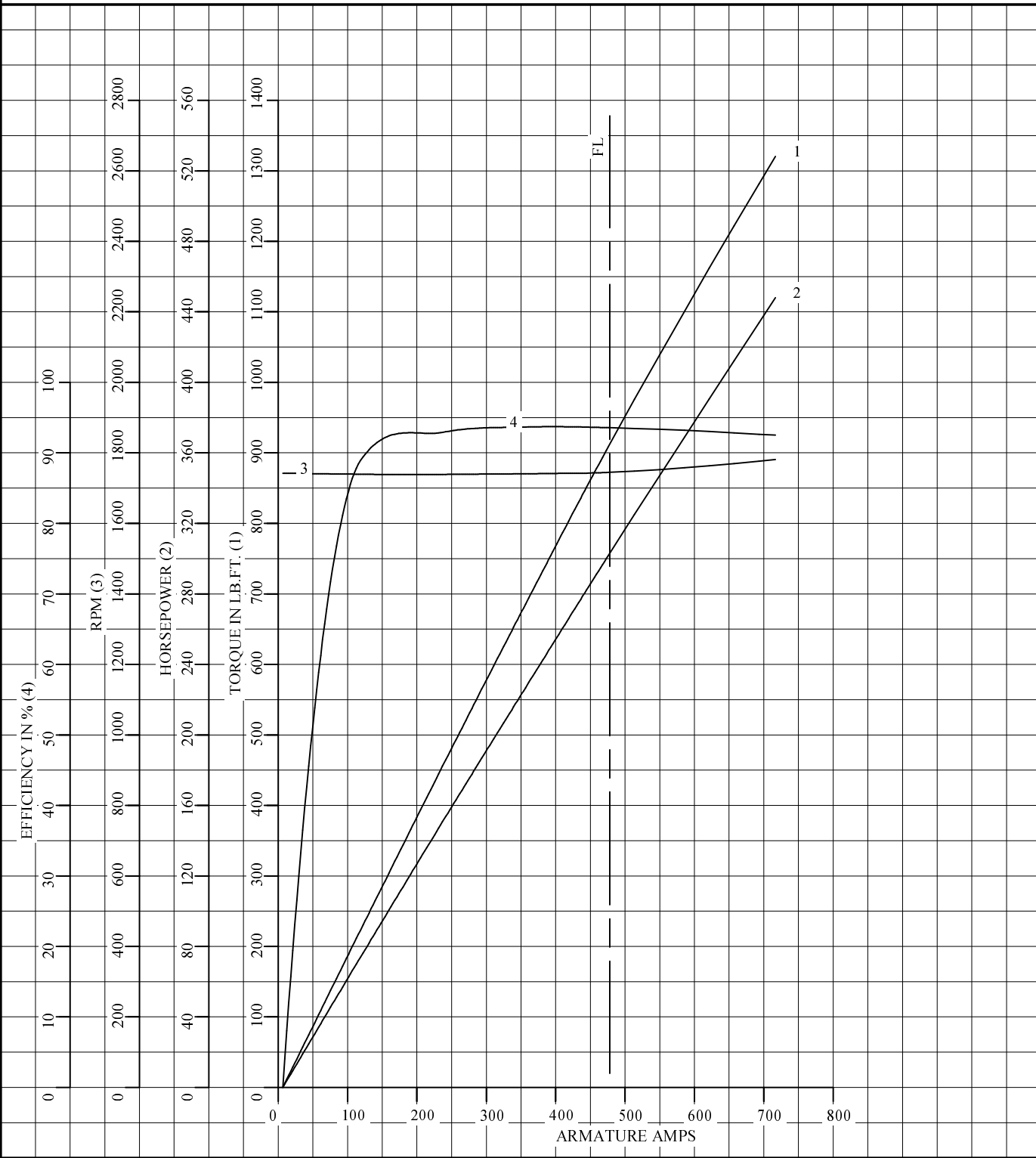
DR. BY E.H. GILLOT
 CK. BY RERLACHER
 APP. BY RERLACHER
 DATE 08-11-2009

D-C
 APPLICATION
 DATA

SK0125A

ISSUE DATE 08-11-2009

| | | | |
|--------------------------|-------------------|---|------------------------------------|
| REL. S.O. | DUTY CONT | TYPE TR | S.F. 1.0 |
| FRAME 506 | ENCL. DPFV | WK ² (LB-FT ²) 93.43 | FLD.AMPS@25 °C 9.07 |
| HP/KW 300HP | AMB °C INSL. 40/F | HOT ARM. CIR. RES. .0267 | FIELD IND (H) 32.3 |
| RPM 1750 | ARM. AMPS 478 | ARM. CIRCUIT IND(mh) .908 | CFM/IN. H ₂ O 1120/1.58 |
| ARM. VOLTS 500 | FIELD VOLTS 300 | HOT FIELD RES. 48.3 | TEST S.O. - |
| WDG. TYPE STRAIGHT SHUNT | POWER CODE C | | TEST DATE - |



REMARKS: TYPICAL DATA



| | |
|---------|-------------|
| DR. BY | E.H. GILLOT |
| CK. BY | RERLACHER |
| APP. BY | RERLACHER |
| DATE | 08-11-2009 |

**D-C
PERFORMANCE
CURVES**

PK0125A
ISSUE DATE 08-11-20