

BALDOR • RELIANCE

Customer information packet

EHM2551T

75HP, 1775RPM, 3PH, 60HZ, 365T, 4462M, OPSB, F1

Specifications

Enclosure	OPSB
Frame	365T
Frame Material	Steel
Frequency	60.00 Hz
Motor Letter Type	Three Phase
Output @ Frequency	75.000 HP @ 60 HZ
Phase	3
Synchronous Speed @ Frequency	1800 RPM @ 60 HZ
Voltage @ Frequency	230.0 V @ 60 HZ 460.0 V @ 60 HZ
Agency Approvals	CSA UR
Ambient Temperature	40 °C
Auxillary Box	No Auxillary Box
Auxillary Box Lead Termination	None
Base Indicator	Rigid
Bearing Grease Type	Polyrex EM (-20F +300F)
Blower	None
Current @ Voltage	170.000 A @ 230.0 V 85.000 A @ 460.0 V
Design Code	B
Drip Cover	No Drip Cover
Duty Rating	CONT
Efficiency @ 100% Load	95.0 %
Feedback Device	NO FEEDBACK
Front Face Code	Standard
Front Shaft Indicator	None
Heater Indicator	No Heater
High Voltage Full Load Amps	85.0 a
Insulation Class	F
Inverter Code	Inverter Ready
KVA Code	F

Part detail

Revision	AF
Type	AC
Mech. spec.	44E125
Base	
Status	PRD/A
Elec. spec.	44WGW013
Layout	44LYE125
Eff. date	11-19-2024
CD Diagram	CD0180
Poles	04
Leads	9#6
Proprietary	False
Created date	01-01-0001

Lifting Lugs	Standard Lifting Lugs
Locked Bearing Indicator	Locked Bearing
Motor Lead Exit	Ko Box
Motor Lead Quantity/Wire Size	9 @ 6 AWG
Motor Lead Termination	Flying Leads
Motor Standards	NEMA
Motor Type	4462M
Mounting Arrangement	F1
Number of Poles	4
Overall Length	33.72 IN
Power Factor	85
Product Family	General Purpose
Pulley End Bearing Type	Ball
Pulley Face Code	Standard
Pulley Shaft Indicator	Standard
Rodent Screen	None
Service Factor	1.15
Shaft Diameter	2.375 IN
Shaft Extension Location	Pulley End
Shaft Ground Indicator	Mounting Provisions Only
Shaft Rotation	Reversible
Shaft Slinger Indicator	No Slinger
Speed	1775 rpm
Speed Code	Single Speed
Starting Method	Direct on line
Thermal Device - Bearing	None
Thermal Device - Winding	None
Vibration Sensor Indicator	No Vibration Sensor

Nameplate

NP2094E06B03									
CAT.NO.	EHM2551T								
SPEC.	44E125W013G1								
HP	75								
VOLTS	230/460								
AMPS	170/85								
RPM	1775								
FRAME	365T		HZ	60		PH	3		
SER.F.	1.15	CODE	F	DES	B	CL	F		
NEMA-NOM-EFF	95		PF	85					
RATING	40C AMB-CONT								
CC	010A		USABLE AT 208V				N/A		
DE	6313		ODE	6312					
AUTO		MANUAL		NONE					
ENCL	OPSB	SN							
BLANK									

Parts list

Part number	Description	Quantity
SA144559	SA 44E125W013G1	1.000 ea
RA133747	RA 44E125W013G1	1.000 ea
HA6731	LIFTING LUG FOR 44 FRAME MOTORS.	2.000 ea
HA6616A01	CAST ADAPTOR, 44 FRAME - NEMA 364-5 - MA	1.000 ea
19XW3816A12	.38-16 X .75 HEX WASHER HEAD TAPTITE II	2.000 ea
HW1001A38	LOCKWASHER 3/8, ZINC PLT .688 OD, .382 I	2.000 ea
10CB3002A02	CB 309 3.62 LD HOLE, .38 MTG HOLE & 3.50	1.000 ea
19XW3118A16	.31-18 HEX WASHER HEAD TAPTITE II 1.00 L	4.000 ea
HW1001A31	LOCKWASHER 5/16, ZINC PLT.591 OD, .319 I	4.000 ea
WD1000B25	GND LUG, BURNDY L125HP OR T&B L125HP-BB	1.000 ea
19XW3118G08	.31-18X.50,HEX WSHR HD,TAPTITE 2,GREEN	1.000 ea
44EP1203A02	FREP, MACH	1.000 ea
HW5100A15	W4997-050 WVY WSHR (WB)	1.000 ea
44EP1203A42	PU ENDPLATE, MACH	1.000 ea
10XN3816K48	3/8-16 X 3 HEX HD CAP SCREW,Z/P	4.000 ea
HW1001A38	LOCKWASHER 3/8, ZINC PLT .688 OD, .382 I	4.000 ea
XY5013A12	NUT,1/2-13,HEX,STEEL,ZINCPLATED	8.000 ea
84XN0540J08	5-40 X 1/2" SHCS, BLACK OXIDE	2.000 ea
84XN0632J08	#6-32 X .50 SOCK HD, BK OX	2.000 ea
10CB3500SP	CONDUIT BOX LID, CAST	1.000 ea
51XW2520A12	.25-20 X .75, TAPTITE II, HEX WSHR SLTD	4.000 ea
HW2501J36	KEY, 5/8 SQ X 4.250	1.000 ea
MN416A01	TAG-INSTAL-MAINT no wire (2500bx)4/22	1.000 ea
HW4500A20	1/8NPT SL PIPE PLUG	2.000 ea
MJ1000A02	GREASE, POLYREX EM EXXON	0.030 lb
HW4500A20	1/8NPT SL PIPE PLUG	2.000 ea
MG1050G01	CELEROL MEDIUM CHARCOAL METALLIC GRAY	0.080 ga
HA3175A02	THRUBOLT STUD 1/2-13 X 24.500 - GRADE 2	4.000 ea
44AD2003C01	BAFFLE PLATE 44 OPSB, "X" = .530, "Y" =	1.000 ea
44AD2003C01	BAFFLE PLATE 44 OPSB, "X" = .530, "Y" =	1.000 ea
LC0181	CONNECTION LABEL	1.000 ea

NP2094E06B03	NP LABEL W/BARCODE (PREM EFF HVAC MTR)	1.000 ea
44PA2000	PKGP, CTN ID 42X34X25, STD BASE	1.000 ea
LB1624	COMBINED WARNING LABEL, ISO/ANSI PICTOGR	1.000 ea

AC Induction Motor Performance Data

Record # 13882

Typical performance - not guaranteed values

Winding: 44WGW013-R001		Type: 4462M	Enclosure: OPEN	
Nameplate Data			460 V, 60 Hz: High Voltage Connection	
Rated Output (HP)	75	Full Load Torque	222 LB-FT	
Volts	230/460	Start Configuration	direct on line	
Full Load Amps	170/85	Breakdown Torque	610 LB-FT	
R.P.M.	1775	Pull-up Torque	235 LB-FT	
Hz	60 Phase	Locked-rotor Torque	327 LB-FT	
NEMA Design Code	B KVA Code	Starting Current	507 A	
Service Factor (S.F.)	1.15	No-load Current	26.2 A	
NEMA Nom. Eff.	95 Power Factor	Line-line Res. @ 25°C	0.0799 Ω	
Rating - Duty	40C AMB-CONT	Temp. Rise @ Rated Load	30°C	
S.F. Amps		Temp. Rise @ S.F. Load	37°C	
		Locked-rotor Power Factor	26.3	
		Rotor inertia	11.7 lb-ft ²	

Load Characteristics 460 V, 60 Hz, 75 HP

% of Rated Load	25	50	75	100	125	150	S.F.
Power Factor	56	77	84	86	87	87	87
Efficiency	93.6	95.6	95.4	95.3	94.6	93.9	94.9
Speed	1794	1788	1782	1776	1769	1761	1772
Line amperes	33.9	48	66.1	85.4	106	128	97.76

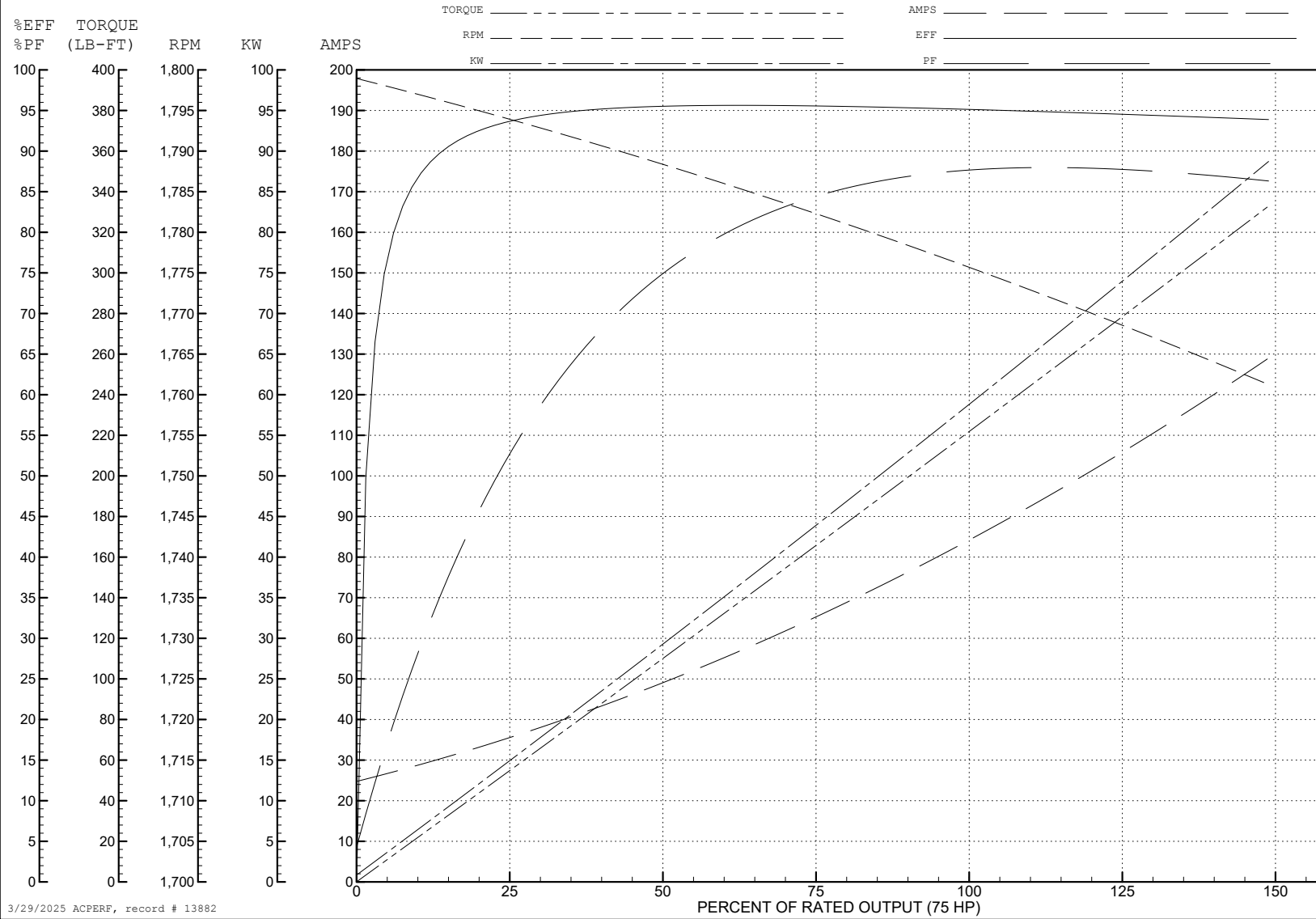
ABB Motors and Mechanical Inc.

WINDING # 44WGW013

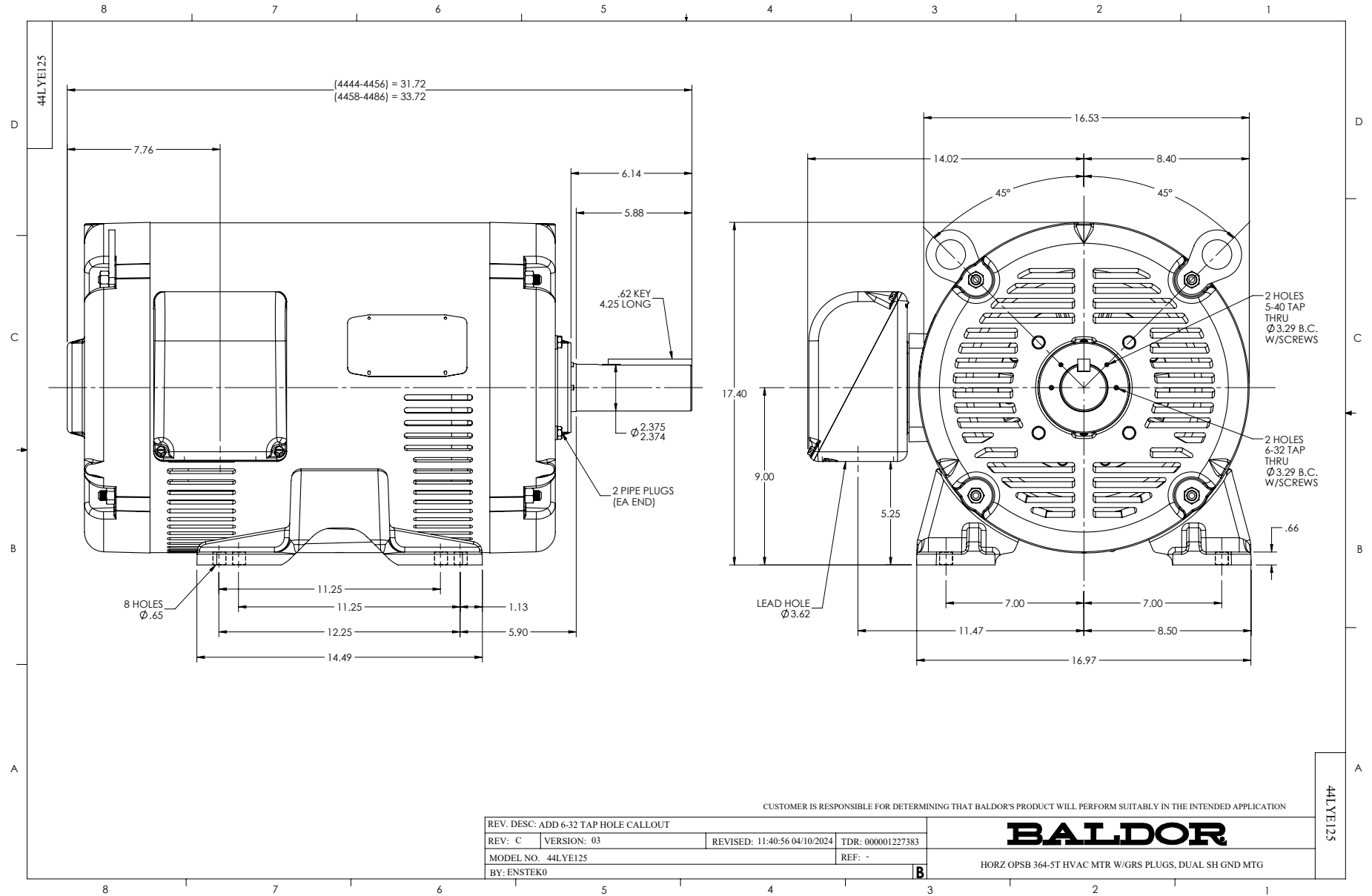
Typical performance - not guaranteed values.

75 HP 3 PH 60 HZ 1775 RPM 460 V 4462M

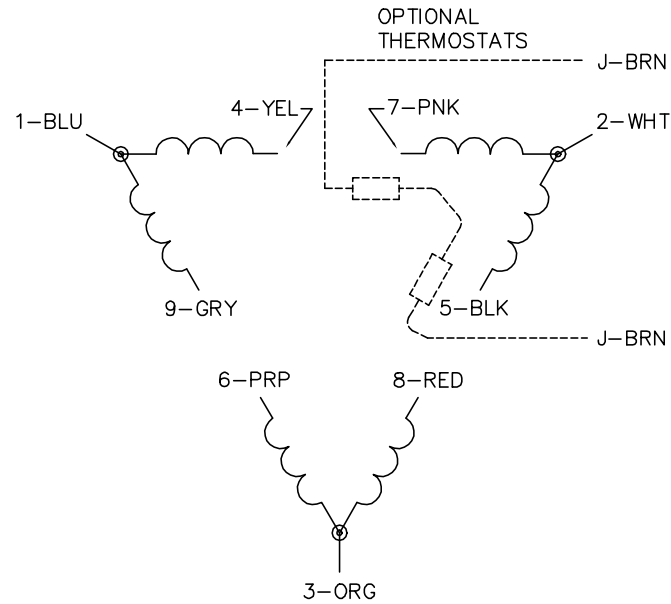
TORQUES (LB-FT): PO=610 PU=235 LR=327 LRA=507



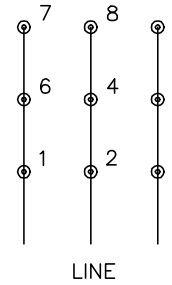
3/29/2025 ACPERF, record # 13882



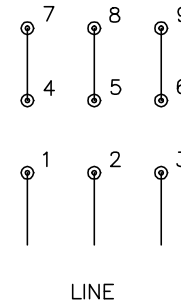
CD0180



LOW VOLTAGE
(2D)



HIGH VOLTAGE
(1D)



NOTES:

1. INTERCHANGE ANY TWO LINE LEADS TO REVERSE ROTATION.
2. OPTIONAL THERMOSTATS ARE PROVIDED WHEN SPECIFIED.
3. ACTUAL NUMBER OF INTERNAL PARALLEL CIRCUITS MAY BE A MULTIPLE OF THOSE SHOWN ABOVE.
4. LEAD COLORS ARE OPTIONAL. LEADS MUST ALWAYS BE NUMBERED AS SHOWN.

CD0180

REV. DESC: ADD CLASS CONN00000007		
REV. LTR: D	VERSION: 01	TDR: 000001099922
FILE: \AAA\00005\148	REVISED: 10:25:29 02/19/2019	BY: ENBRIRO
MTL: -	© □	

BALDOR - RELIANCE®

3PH, DV, 9 LEADS, DELTA CONNECTION

SH 1 of 1