

BALDOR • RELIANCE

Customer information packet

VM3543T

.75HP, 1140RPM, 3PH, 60HZ, 143TC, 3428M, TEFC

Class - None

Division - Not Applicable

Specifications

Enclosure	TEFC
Frame	143TC
Frame Material	Steel
Frequency	60.00 Hz
Haz Area Class and Group	None
Haz Area Division	Not Applicable
Motor Letter Type	Three Phase
Output @ Frequency	.750 HP @ 60 HZ
Phase	3
Synchronous Speed @ Frequency	1200 RPM @ 60 HZ
Voltage @ Frequency	460.0 V @ 60 HZ 230.0 V @ 60 HZ 208.0 V @ 60 HZ
Agency Approvals	CSA UR
Ambient Temperature	40 °C
Auxillary Box	No Auxillary Box
Auxillary Box Lead Termination	None
Base Indicator	No Mounting
Bearing Grease Type	Polyrex EM (-20F +300F)
Blower	None
Current @ Voltage	3.300 A @ 208.0 V 3.000 A @ 230.0 V 1.500 A @ 460.0 V
Design Code	B
Drip Cover	No Drip Cover
Duty Rating	CONT
Efficiency @ 100% Load	77.0 %
Electrically Isolated Bearing	Not Electrically Isolated
Feedback Device	NO FEEDBACK
Front Face Code	Standard
Front Shaft Indicator	None

Part detail

Revision	Y
Type	AC
Mech. spec.	34-3492
Base	
Status	PRD/A
Elec. spec.	34WGW012
Layout	34LY3492
Eff. date	11-06-2024
CD Diagram	CD0005
Poles	06
Leads	9#18
Proprietary	False
Created date	01-01-0001

Heater Indicator	No Heater
High Voltage Full Load Amps	1.5 a
Insulation Class	B
Inverter Code	Not Inverter
KVA Code	K
Lifting Lugs	No Lifting Lugs
Locked Bearing Indicator	Locked Bearing
Motor Lead Exit	Ko Box
Motor Lead Quantity/Wire Size	9 @ 18 AWG
Motor Lead Termination	Flying Leads
Motor Standards	NEMA
Motor Type	3428M
Mounting Arrangement	F1
Number of Poles	6
Overall Length	13.41 IN
Power Factor	59
Product Family	General Purpose
Pulley End Bearing Type	Ball
Pulley Face Code	C-Face
Pulley Shaft Indicator	Standard
Rodent Screen	None
RoHS Status	ROHS COMPLIANT
Service Factor	1.15
Shaft Diameter	0.875 IN
Shaft Extension Location	Pulley End
Shaft Ground Indicator	No Shaft Grounding
Shaft Rotation	Reversible
Shaft Slinger Indicator	No Slinger
Speed	1140 rpm
Speed Code	Single Speed
Starting Method	Direct on line
Thermal Device - Bearing	None
Thermal Device - Winding	None
Vibration Sensor Indicator	No Vibration Sensor

Winding Thermal 1

None

Winding Thermal 2

None

Nameplate

NP1256L									
CAT.NO.	VM3543T								
SPEC.	34-3492W12								
HP	.75								
VOLTS	208-230/460								
AMP	3.3-3/1.5								
RPM	1140								
FRAME	143TC		HZ	60		PH	3		
SER.F.	1.15	CODE	K	DES	B	CLASS	B		
NEMA-NOM-EFF	77	PF	59						
RATING	40C AMB-CONT								
CC									
DE	6205		ODE	6203					
ENCL	TEFC	SN							
	SFA 3.5-3.2/1.6								

Parts list

Part number	Description	Quantity
SA008848	SA 34-3492W12	1.000 ea
RA005295	RA 34-3492W12	1.000 ea
NS2512A01	INSULATOR, CONDUIT BOX X	1.000 ea
34CB3002A	CB CAST W/.88 DIA HOLE	1.000 ea
34GS1029A01	GASKET, CONDUIT BOX	1.000 ea
51XB1016A07	10-16 X 7/16 HXWSSLD SERTYB	2.000 ea
11XW1032G06	10-32 X .38, TAPTITE II, HEX WSHR SLTD U	1.000 ea
34EP3102A01SP	FR ENDPLATE, MACH	1.000 ea
HW5100A03	WAVY WASHER (W1543-017)	1.000 ea
34EP3903T09	PU ENDPLATE, MACH	1.000 ea
51XN1032A20	10-32 X 1 1/4 HX WS SL SR	2.000 ea
34FN3002A01SP	EXTERNAL FAN, PLASTIC, .637/.639 HUB W/	1.000 ea
34FH4002A01SP	IEC FH NO GREASER PRIMED	1.000 ea
51XW1032A06	10-32 X .38, TAPTITE II, HEX WSHR SLTD S	3.000 ea
34CB4517	CB LID 4 MTG HOLES .22 DIA STAMPED, FOR	1.000 ea
34GS1031A01	GASKET, FLAT CONDUIT BOX LID (LEXIDE)	1.000 ea
51XW0832A07	8-32 X .44, TAPTITE II, HEX WSHR SLTD SE	4.000 ea
HW2501D13	KEY, 3/16 SQ X 1.375	1.000 ea
HA7000A01	KEY RETAINER 7/8" DIA SHAFT	1.000 ea
MG1050G01	CELEROL MEDIUM CHARCOAL METALLIC GRAY	0.014 ga
85XU0407S04	4X1/4 U DRIVE PIN STAINLESS	2.000 ea
HA3100A18	THRUBOLT 10-32 X 9.250	4.000 ea
MN416A01	TAG-INSTAL-MAINT no wire (2500bx)4/22	1.000 ea
LC0005E01	CONN.DIA./WARNING LABEL (LC0005/LB1119N)	1.000 ea
NP1256L	ALUM UL CC INDUSTRIAL MOTOR A60	1.000 ea
PK3083	STYROFOAM PACKING CRADLE	1.000 ea
PK3088	MICROFOAM, 8"X"8 PERF. SHEETS	1.000 ea
35PA1066	PKG GRP, PRINT PK1008A06	1.000 ea

AC Induction Motor Performance Data

Record # 6846

Typical performance - not guaranteed values

Winding: 34WGW012-R001		Type: 3428M		Enclosure: TEFC	
Nameplate Data			460 V, 60 Hz: High Voltage Connection		
Rated Output (HP)	.75		Full Load Torque	3.4 LB-FT	
Volts	208-230/460		Start Configuration	direct on line	
Full Load Amps	3.3-3/1.5		Breakdown Torque	11.8 LB-FT	
R.P.M.	1140		Pull-up Torque	9.3 LB-FT	
Hz	60 Phase	3	Locked-rotor Torque	9.7 LB-FT	
NEMA Design Code	B KVA Code	K	Starting Current	7.4 A	
Service Factor (S.F.)	1.15		No-load Current	1.1 A	
NEMA Nom. Eff.	77 Power Factor	59	Line-line Res. @ 25°C	21.9 Ω	
Rating - Duty	40C AMB-CONT		Temp. Rise @ Rated Load	62°C	
S.F. Amps	3.5-3.2/1.6		Temp. Rise @ S.F. Load	75°C	

Load Characteristics 460 V, 60 Hz, 0.75 HP

% of Rated Load	25	50	75	100	125	150	S.F.
Power Factor	26	40	51	59	65	68	63
Efficiency	60	72	76	77	75	73	76
Speed	1185	1170	1155	1135	1115	1095	1125
Line amperes	1.1	1.2	1.4	1.5	1.7	2	1.6

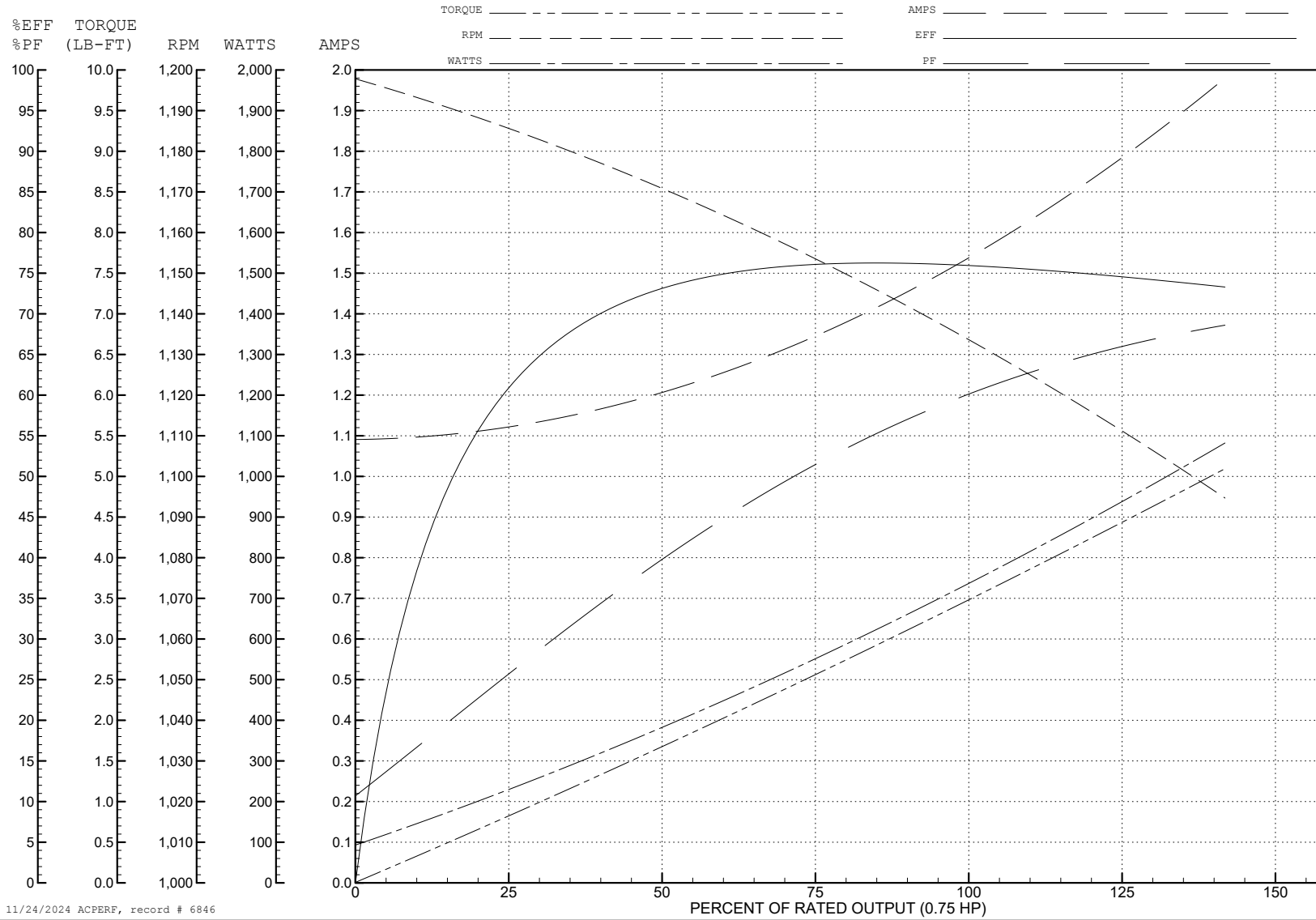
ABB Motors and Mechanical Inc.

WINDING # 34WGW012

Typical performance - not guaranteed values.

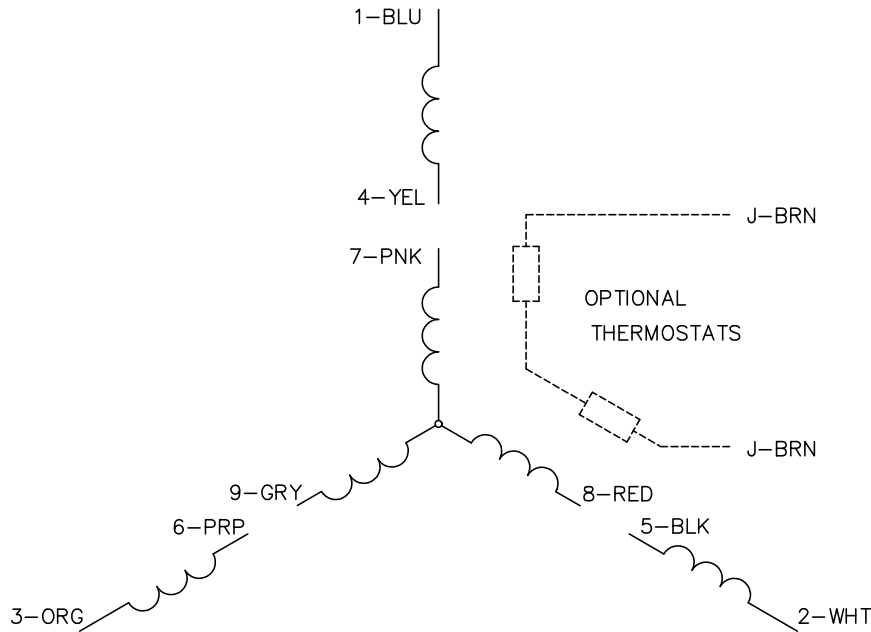
0.75 HP 3 PH 60 HZ 1140 RPM 460 V 3428M

TORQUES (LB-FT): PO=11.8 PU=9.3 LR=9.7 LRA=7.4



11/24/2024 ACPERF, record # 6846

CD0005

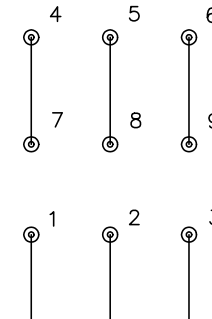


LOW VOLTAGE
(2Y)



LINE

HIGH VOLTAGE
(1Y)



LINE

NOTES:

1. INTERCHANGE ANY TWO LINE LEADS TO REVERSE ROTATION.
2. OPTIONAL THERMOSTATS ARE PROVIDED WHEN SPECIFIED.
3. ACTUAL NUMBER OF INTERNAL PARALLEL CIRCUITS MAY BE A MULTIPLE OF THOSE SHOWN ABOVE.
4. LEAD COLORS ARE OPTIONAL. LEADS MUST ALWAYS BE NUMBERED AS SHOWN.

CD0005

REV. DESC: REVISE TO SHOW OPTIONAL COLORS			
REV. LTR: E	BY: JLP	REVISED: 01/19/99 10:15	TDR: 0171435
S00000		FILE: AAA00005140	MDL: -
		MTL: -	

BALDOR ELECTRIC Co.

3PH, DV, 9 LEADS